


Tools for monitoring and evaluation of national policies targeting Roma

Jaroslav Kling, UNDP Bratislava
October 2013




Two examples of tools:

- ▶ RomAlb - Monitoring and Reporting System for the Roma National Action Plan in Albania
- ▶ Atlas of Roma communities - Slovakia



RomAlb

- ▶ Project implemented by UNDP Albania




Aim of the project:

- ▶ To create an effective monitoring and reporting system which will be used to prepare progress reports on a regular bases at a national level for the Roma National Action Plan.
- ▶ To improve the coordination and collaboration among the inter-ministerial committee, MOLSAOE, the line ministries, as well as regional councils and other local authorities aiming at improving the quality of the data included in the progress report.



The steps taken to design the monitoring and reporting system for the “Roma Inclusion Decade”

Step 1. Consultative workshops with the respective central and local authorities on the existing information flow system.



MOLSAOE

Center level

MoE, MoI, MoH



MoPWTT, MoTCYS



www.Romalb.org

Qarku level

Regional Education
Department, Regional
Health Department



Regional Employment
Department, Regional
Vocational Training
Department, Councils of
Qarku, etc

District level

Education Department,
Health Department



Education health, Police
Department in District level


Local level

Police station, NGO, LGU, etc



Schools, health center

- ▶ Step 2. Reviewing the indicators and making available the current data for 2010 (baseline) as well as establishing indicator targets for the years 2011–2015.
- ▶ Step 3. Establishing a Performance Monitoring Plan, and structured data collection and system of analyses that allows comparing inputs against indicator targets.



- ▶ Step four: The computerization of the data collection system and their reporting at a central level.
- ▶ Step five: Selecting the “lead actors” from all Line Ministries in each “Qarku” in charge of updating information at the Qarku level.
- ▶ Step six: Organizing a series of workshops with the officials nominated by all institutions at a regional and central level.




Challenges and Solutions

Constantly use the system from all the institutions responsible

Design and approval of a Council of Ministers Decision that would legitimize the use of this electronic system

Ensuring continuity in capacity building for users of the system

Involvement of Training Institute for Public Administration as the institution that will ensure continuity in capacity building



Indicator:		DESCRIPTION
Precise Definition		Define the indicator more precisely, if necessary. Define specific words or elements within the indicator as necessary.
Units of Measure		Enter the unit of measure
Disaggregation		List planned data disaggregations (region, male/female, age set, urban/rural, region, etc.)
Management Utility		
PLAN FOR ACQUISITION OF DATA		
Method of Collection		Describe the tools and methods through which the data will be collected.
Data Source(s)		
Frequency of Data Collection		Describe how often data will be received by Operating Unit, and when.
Responsible Individual(s)		Identify who is responsible for providing the data for each entity
DATA QUALITY ISSUES		
Known Data Limitations		Describe any data limitations discovered during the initial data quality assessment
Plans to Address Limitations		
Data Quality Assessment Plans		Describe how the data will be assessed in the future
PLAN FOR ANALYSIS, REVIEW & REPORTING		
Data Analysis		Describe how the raw data will be analyzed, who will do it, and when.
Data Presentation		Describe how tables, charts, graphs, or other devices will be used to present data
Review		Describe when and how the SO team or Operating Unit will review the data and analysis
Reporting		List any internal or external reports that will feature data for this indicator
OTHER NOTES		
Baseline/Targets		Explain how the baselines and targets were set and identify any assumptions made. If baselines and targets have not been set, identify when and how this will be done. Write in the year the baseline was taken.
Storage of Data		Identify where the data will be maintained
Other Notes		
SHEET CREATED:		UPDATED:

Raporte > Printo raportet

Raporte

- Indikatorët vjetorë
- Krihasimi me objektivat
- Indikatorët rajonale
- Trainimi
- Printo raportet

Printo raportet

Q-

Emri	Identifikatori	Gjuha	Tipi	Periudha	Printo
Raport Progress	ind_prog_ministri	Shqip	Progressiv	2010-2015	Print
Progress Report	ind_prog_ministri_en	Anglisht	Progressiv	2010-2015	Print
Raport Vjetor 2010	ind_rap_vjetor_ministri	Shqip	Vjetor	2010	Print
Yearly Report 2010	ind_rap_vjetor_ministri_en	Anglisht	Vjetor	2010	Print
Raport Vjetor Qarqet 2010	ind_rap_vjetor_rajonal_ministri	Shqip	Vjetor	2010	Print
Yearly Report Regions 2010	ind_rap_vjetor_rajonal_ministri_en	Anglisht	Vjetor	2010	Print
Raport Vjetor 2011	ind_rap_vjetor_ministri	Shqip	Vjetor	2011	Print
Yearly Report 2011	ind_rap_vjetor_ministri_en	Anglisht	Vjetor	2011	Print
Raport Vjetor Qarqet 2011	ind_rap_vjetor_rajonal_ministri	Shqip	Vjetor	2011	Print
Yearly Report Regions 2011	ind_rap_vjetor_rajonal_ministri_en	Anglisht	Vjetor	2011	Print
Raport Vjetor 2012	ind_rap_vjetor_ministri	Shqip	Vjetor	2012	Print
Yearly Report 2012	ind_rap_vjetor_ministri_en	Anglisht	Vjetor	2012	Print
Raport Vjetor Qarqet 2012	ind_rap_vjetor_rajonal_ministri	Shqip	Vjetor	2012	Print
Yearly Report Regions 2012	ind_rap_vjetor_rajonal_ministri_en	Anglisht	Vjetor	2012	Print
Raport Vjetor 2013	ind_rap_vjetor_ministri	Shqip	Vjetor	2013	Print



REPUBLIC OF ALBANIA

Ministry of Labour, Social Affairs and
Equal Opportunities

Progress Report

Decade of Roma Action Plan

2010 - 2015

Code	Name	2010	2011	2012	2013	2014	2015
1.1.1	Statistics that provide data on education situation of Roma community, developed	0	0	0	0	0	0
1.2.1.1	Number of teachers/specialists trained to counsel Roma parents	132	30	0	0	0	0
1.2.1.2	Number of teachers/specialists trained to counsel Roma parents female	0	0	0	0	0	0
1.2.1.3	Number of teachers/specialists trained to counsel Roma parents male	0	0	0	0	0	0
1.2.2	Number of awareness raising campaigns run by the Regional Education Directorates with Roma parents	54	0	0	0	0	0
1.2.3.1	Number of Roma parents participating awareness raising campaigns run by the Regional Education Directorates	401	0	0	0	0	0
1.2.3.2	Number of Roma parents participating awareness raising campaigns run by the Regional Education Directorates female	0	0	0	0	0	0
1.2.3.3	Number of Roma parents participating awareness raising campaigns run by the Regional Education Directorates male	0	0	0	0	0	0
1.3.1.1	Number of Roma children enrolled in kindergartens	659	650	660	780	841	890
1.3.1.2	Number of Roma children enrolled in kindergartens female	0	0	0	0	0	0
1.3.1.3	Number of Roma children enrolled in kindergartens male	0	0	0	0	0	0
1.3.2.1	Number of Roma children enrolled in the preparatory classes in kindergarten	36	0	0	0	0	0
1.3.2.2	Number of Roma children enrolled in the preparatory classes in kindergarten female	0	0	0	0	0	0



REPUBLIKA E SHqipërisë
Ministria e Punës, Sportit dhe Shkollës
dhe Shkollës së Barabartë

Raport Progresi

Plani i Veprimit i Dekades Rome

2010 - 2015

Kodi	Emri	2010	2011	2012	2013	2014	2015
1.1.1	Krijimi i statistikave që sigurojnë të dhëna për arsimimin e komunitetit Rom	0	0	0	0	0	0
1.2.1.1	Numri i mësuesëve/specialistëve të trajnuar për të kështilluar prindërit Rom gjithashtu	132	30	0	0	0	0
1.2.1.2	Numri i mësuesëve/specialistëve të trajnuar për të kështilluar prindërit Rom femra	0	0	0	0	0	0
1.2.1.3	Numri i mësuesëve/specialistëve të trajnuar për të kështilluar prindërit Rom meshkuj	0	0	0	0	0	0
1.2.2	Numri i fushatare ndërgjegjëse të zhvilluara nga Drejtoritë Arsimore Racionale me prindërit Rom	54	0	0	0	0	0
1.2.3.1	Numri i prindërve Rom pjesëmarrës në fushata ndërgjegjëse të zhvilluara nga Drejtoritë Arsimore Racionale	401	0	0	0	0	0
1.2.3.2	Numri i prindërve Rom pjesëmarrës në fushata ndërgjegjëse të zhvilluara nga Drejtoritë Arsimore Racionale femra	0	0	0	0	0	0
1.2.3.3	Numri i prindërve Rom pjesëmarrës në fushata ndërgjegjëse të zhvilluara nga Drejtoritë Arsimore Racionale meshkuj	0	0	0	0	0	0
1.3.1.1	Numri fëmijëve rom të regjistruar në kopsete 3-5 vjeç	659	650	660	780	841	890
1.3.1.2	Numri fëmijëve rom të regjistruar në kopsete 3-5 vjeç femra	0	0	0	0	0	0
1.3.1.3	Numri fëmijëve rom të regjistruar në kopsete 3-5 vjeç meshkuj	0	0	0	0	0	0
1.3.2.1	Numri i fëmijëve rom të regjistruar në klasat parapërgatitore	36	0	0	0	0	0
1.3.2.2	Numri i fëmijëve rom të regjistruar në klasat parapërgatitore femra	0	0	0	0	0	0



REPUBLIC OF ALBANIA

Ministry of Labour, Social Affairs and
Equal Opportunities

Yearly Report

Decade of Roma Action Plan

2011

Code	Name	Berat	Diber	Durres	Elbasan	Fier	Gjirokaster	Korça	Kukes	Lezha	Shkoder	Tirane	Vlora
Ministry of Education	1.1.1 Statistics that provide data on education situation of Roma community, developed	null	0	0	0	0	0	0	0	0	0	0	0
	1.2.1.1 Number of teachers/specialists trained to counsel Roma parents	30	0	0	0	0	0	0	0	0	0	0	0
	1.2.1.2 Number of teachers/specialists trained to counsel Roma parents, female	null	0	0	0	0	0	0	0	0	0	0	0
	1.2.1.3 Number of teachers/specialists trained to counsel Roma parents, male	null	0	0	0	0	0	0	0	0	0	0	0
	1.2.2 Number of awareness raising campaigns run by the Regional Education Directorates with Roma parents	null	0	0	0	0	0	0	0	0	0	0	0
	1.2.3.1 Number of Roma parents participating awareness raising campaigns run by the Regional	null	0	0	0	0	0	0	0	0	0	0	0

Raporti | **Kryesisimi me objektivat**

Raporti

Indikatorët e vjetorë

Kryesisimi me objektivat

Indikatorët rajonalë

Tranimit

Pjesë raportit

Q:

Kodi Code	Emri	Nomi	Periudha Eshel	Objektivi Target	Vlera Amount	Realizuesit Vs Target	Realizuesit Vs Intensive	Ecma
1.1.1	Kujdesi i statusit dhe qe sigurim i shtrimit per arsimin e komunitetit Rom	Statistics that provide data on education situation of Roma community developed	2010	100	-	0	0	
1.2.1.1	Numri i mësuesve/vepërkësive të vjetruar për të krijuar prindërit Rom gjithësej	Number of teachers/specialists trained to counsel Roma parents	2010	132	132	100	100	
1.2.2	Numri i fushatave ndërgjegjëse të zhvilluara nga Drejtorite Arsimore Rajonale me prindërit Rom	Number of awareness raising campaigns run by the Regional Education Directorates with Roma parents	2010	94	94	100	100	
1.2.3.1	Numri i prindërve Rom pjesëmarrës në fushata ndërgjegjëse të zhvilluara nga Drejtorite Arsimore Rajonale	Number of Roma parents participating awareness raising campaigns run by the Regional Education Directorates	2010	401	401	100	100	
1.3.1.1	Numri i fëmijëve rom të regjistruar në kopështet 3-5 vjeç	Number of Roma children enrolled in kindergartens	2010	659	659	100	100	
1.3.2.1	Numri i fëmijëve rom të regjistruar në klasat parapergatitore	Number of Roma children enrolled in the preparatory classes in kindergarten	2010	36	36	100	100	
1.3.3.1	Numri i fëmijëve Rom që fillojnë arsimin e detyrues pas kësaj ndjekur kopështin	Number of Roma children who start compulsory education after the kindergarten	2010	165	165	100	100	

Raporti **Krahshimi me objektivat**

Raporti

Indikatoret e përcjura

Krahshimi me objektivat







Indikatoret raportuara

Trainimet

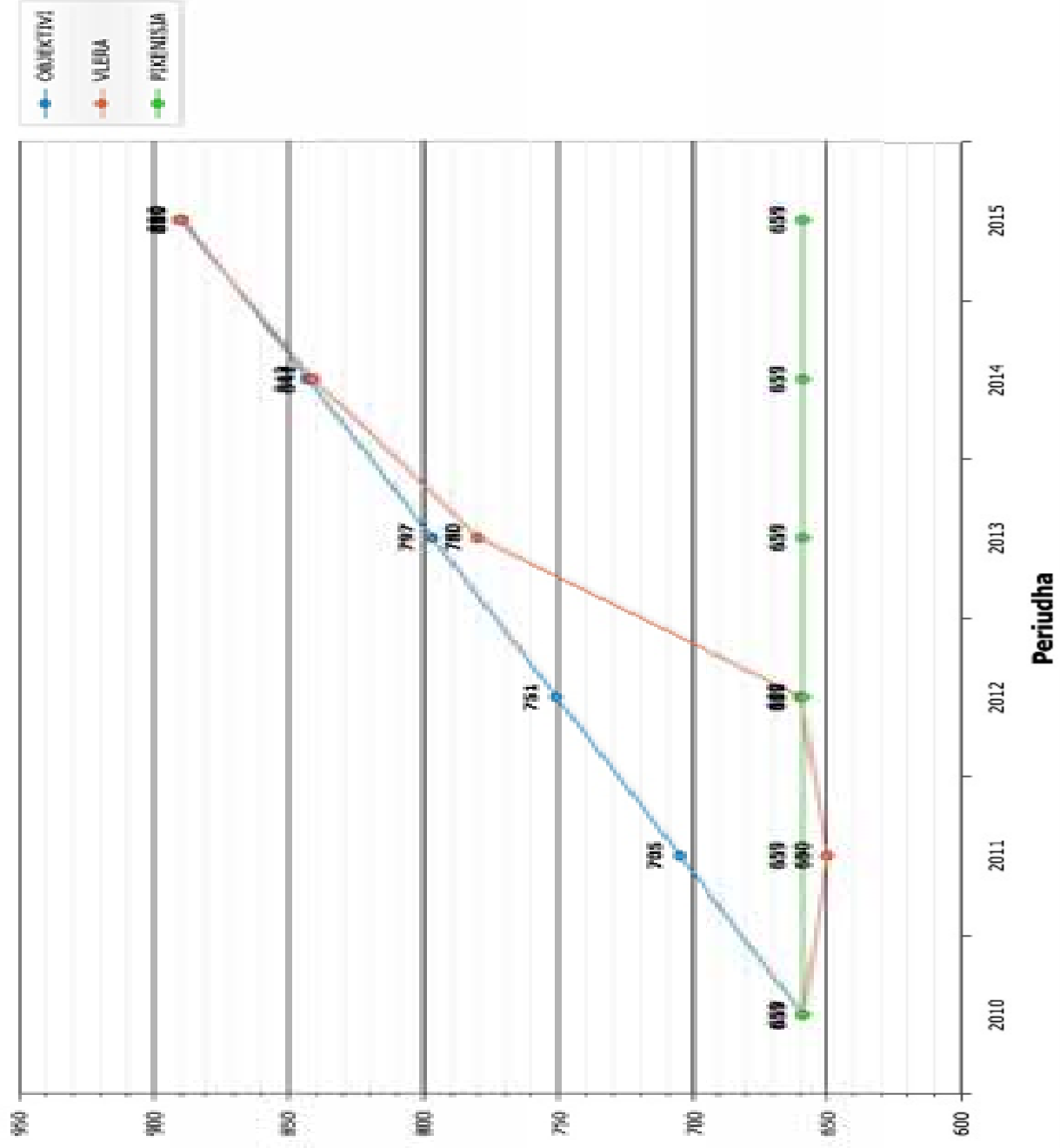
Printo raportin

Q:

Row text contains '1.3.1.1' ✓ ✗

Kodi Code	Emri Name	Periuda Period	Objekti Target	Vlera Amount	Heq objektivi Vs target	Ndaj planimit Vs bazelimit	Escaja
1.3.1.1	Numri familjeve rom të regjistruar në kopshje 3-5 vjeç	2010	659	659	100	100	
1.3.1.1	Numri familjeve rom të regjistruar në kopshje 3-5 vjeç	2011	705	650	92.19	98.63	
1.3.1.1	Numri familjeve rom të regjistruar në kopshje 3-5 vjeç	2012	751	660	87.88	100.16	
1.3.1.1	Numri familjeve rom të regjistruar në kopshje 3-5 vjeç	2013	797	780	97.86	118.36	
1.3.1.1	Numri familjeve rom të regjistruar në kopshje 3-5 vjeç	2014	843	841	99.76	127.61	
1.3.1.1	Numri familjeve rom të regjistruar në kopshje 3-5 vjeç	2015	889	890	100.11	136.05	

Indikatorot



Raporti > Transmet

Raporte

- Indikatorët e vlerave
- Konfirmimi me objektivat
- Indikatorët e rjeshtave
- Transmet**
- Printo raportet

Modulli trainimit is not null

Personi (trainuar)	Modulli trainimit	Filimi	Mbarimi
detyr e bursant	Trainim per Drejtorin e Shërbetit Publik	09/10/2011	09/10/2011

Raportet > Trainimet

Raportet

Indikatoret vjetore
 Konfirmimi ims objektiviteti
 Indikatorit raportet
Trainimet
 Printo raportet

Q- Go Reports 1. Primary Report Actions

Personi gjuruar	Moduli (Trainimi)	Ejoni	Muajoni	Statusi (personit)
dar berit	*	*	*	Aktiv
dar durres	*	*	*	Aktiv
darip efitasari	Trainim per Drejtorit e Shendosor Pubik	09/10/2011	09/10/2011	Aktiv
finari fiteku	*	*	*	Aktiv
Institut kujdesi	*	*	*	Aktiv
ministra shendetit	*	*	*	Aktiv


Atlas of Roma communities

- ▶ Project implemented by UNDP Bratislava



Project objective

- ▶ Project financed by the Ministry of Labor, Social Affairs and Family within the framework of the cost-sharing programme between UNDP and the Ministry
- ▶ Data are envisaged to serve the public administration for the evidence-based policy making
- ▶ a direct political impact: ATLAS as an ex-ante conditionality for distribution of the EU funds for 2014-2020 programming period



Methodology

- ▶ Before fieldwork 3 databases merged as a basis:
 - ATLAS 2004,
 - list of settlements of the Office of the Roma Plenipotentiary
 - Census 2011 (municipalities with more than 30 individuals self-declared as Roma were included)
- ▶ In the field-work there were engaged app. 30 researchers (activists, employees of the Roma Plenipotentiary Office, university fellows - app. half of them Roma)
- ▶ Researchers visited 1,070 municipalities (out of total number of 2,890)
- ▶ The field work lasted from September 2012 - August 2013

Information was collected on following types of settlements

- ▶ Group data – NOT DATA ON INDIVIDUALS!!!
- ▶ Segregated settlements
- ▶ Settlements on the edge of town/village
- ▶ Settlement (residential concentrations) inside the town/village
- ▶ Roma living dispersed among majority population (estimates)
- ▶ Information on the village/town with presence of Roma settlements



Questionnaire (both Roma settlement and main village)

- ▶ Total population of settlement
- ▶ Number of houses and apartments, type of dwellings (bricked, wooden, shacks, etc.)
- ▶ Basic demographic information on population (e.g. age distribution)
- ▶ Educational profile of settlement's residents (estimates)
- ▶ Infrastructure (water pipelines, sewage, electricity, gas, waste disposal, etc.)
- ▶ Schools (types of schools in the settlement/village/town, number of Roma students,)
- ▶ Access to services (doctors, shops, pharmacy, bus stops, ATMs, cultural house, church...)
- ▶ Political participation (ethnic composition of the council, political parties)
- ▶ NGOs, community centers, field social work
- ▶ Rates of unemployment, Employment opportunities (main employers, Roma employers)

Settlements by type

- ▶ 804 settlements in 584 municipalities
 - 246 settlements inside village/town in 179 municipalities
 - 327 settlements on the edge of the village/town in 305 municipalities
 - 231 segregated settlements in 195 municipalities (average distance of segregated community is 900 meters. The longest distance is 7 km)
- ▶ In 153 municipalities Roma population do not live dispersed among majority at all - they live in segregated settlements only



Dwellings

- ▶ In settlements there are 21,168 dwellings
 - 1,531 apartment houses with 10,411 apartments, out of which 4,936 s of “lower standard”
 - 8,722 bricked houses (registered in cadastre)
 - 196 wooden houses (registered in cadastre)
 - 986 unfinished bricked houses
 - 3,679 bricked houses not registered in cadastre
 - 400 wooden houses not registered in cadastre
 - 4,134 shacks
 - 528 prefabricated cabins
 - 60 caravans
 - 62 apartments in non-residential buildings

Access to water

- ▶ Out of all Roma dwellings water pipeline can be used by 73 % households
 - 59 % households in practice use it
 - 24 % households use (also) its own well
 - 11 % households is without access to running water or use non-standard sources (springs, brooks, etc.)


(this can add up more than 100% since some households use more sources of water)

- ▶ 188 settlements in 152 municipalities are not equipped public water pipeline
 - Out of 152 municipalities there are 71 municipalities with water pipeline
- ▶ In 10 municipalities public water pipelines cover less than 50% of village

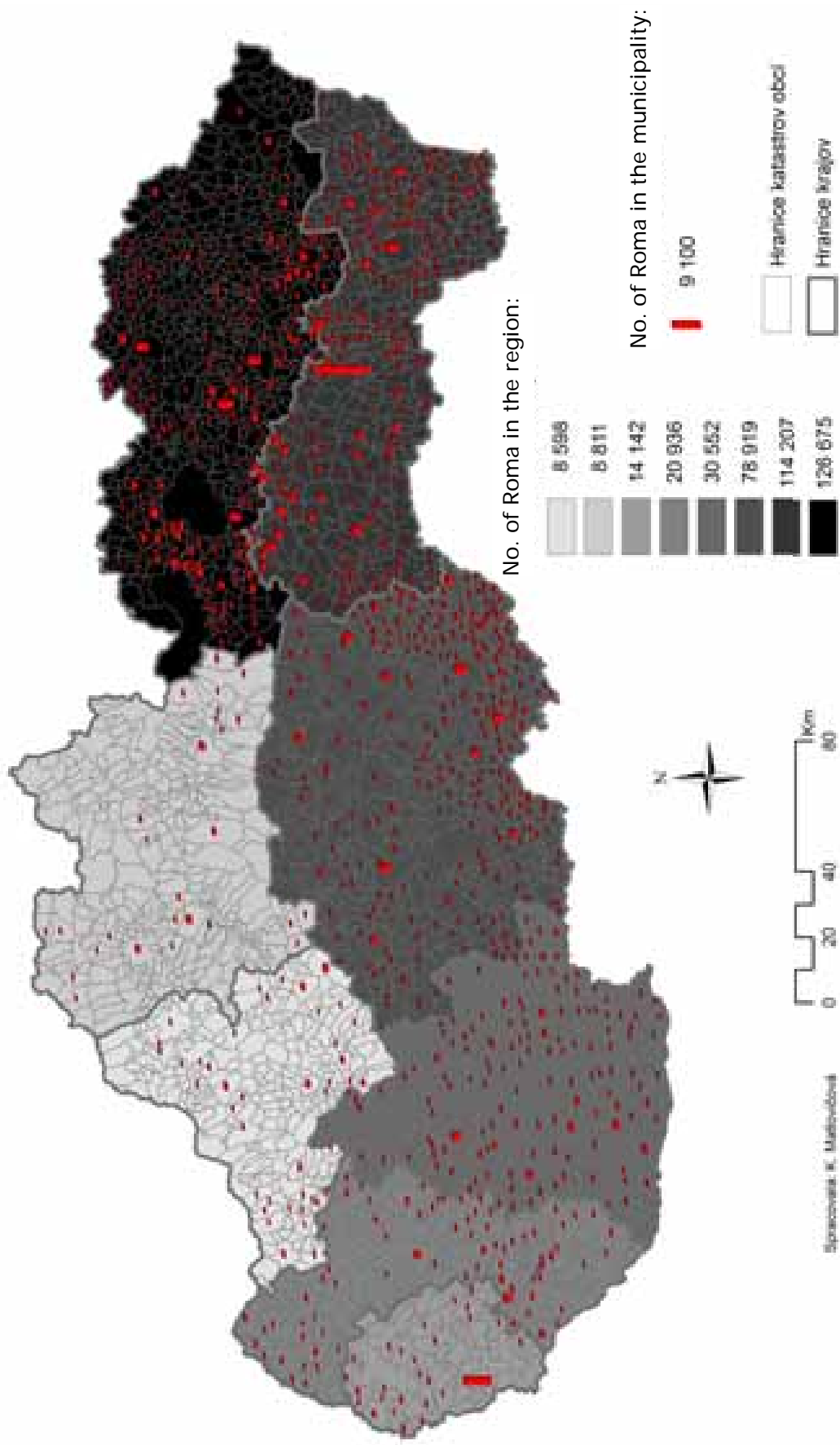
Access to sewage

- ▶ 41 % dwellings can use sewage
- ▶ 32 % dwellings use sewage
- ▶ 26 % dwellings use septic
- ▶ 1 % dwellings use domestic wastewater treatment equipment
- ▶ 45 % dwellings in settlements are not connected at all to sewage, septic or domestic wastewater treatment equipment (*this can add up more than 100% since some households use more ways*)
- ▶ 451 settlements in 363 municipalities are not equipped with public sewage
 - Out of 363 there are 106 municipalities with public sewage
- ▶ In 26 municipalities public sewage covers less than 50% of territory

Access to social and health services

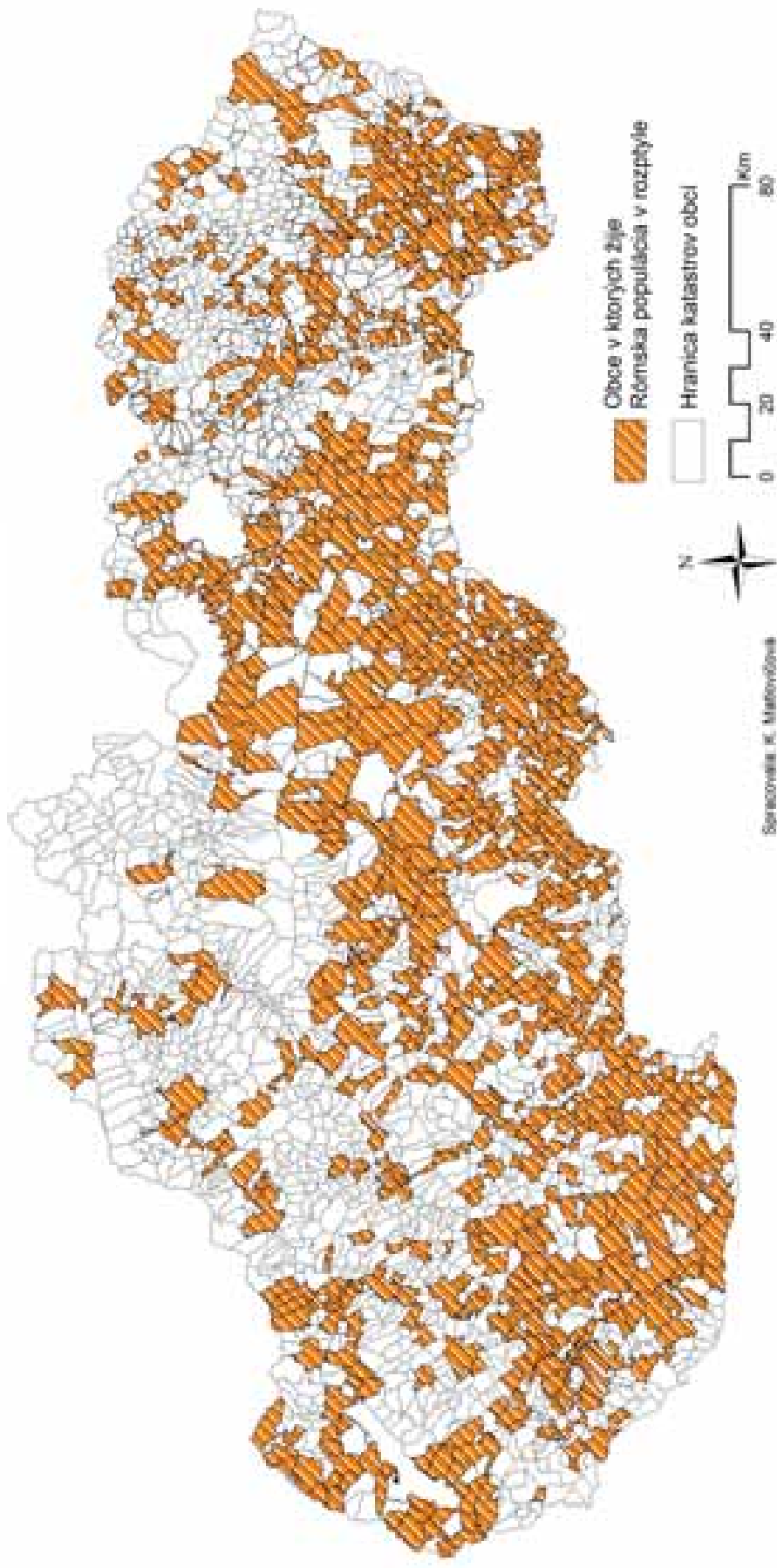
- ▶ in 125 municipalities there are community centers, out of which 19 is not working currently
 - ▶ in 66 municipalities were “hygienic centers”
 - 11 is currently not working
 - ▶ in 81 municipalities church parishes
 - ▶ in 279 municipalities field social work
 - ▶ 444 field social workers and 422 assistants
 - ▶ in 39 municipalities were activities of health care mediators
- 

Expert estimate of number of Roma in municipalities (March 2013)



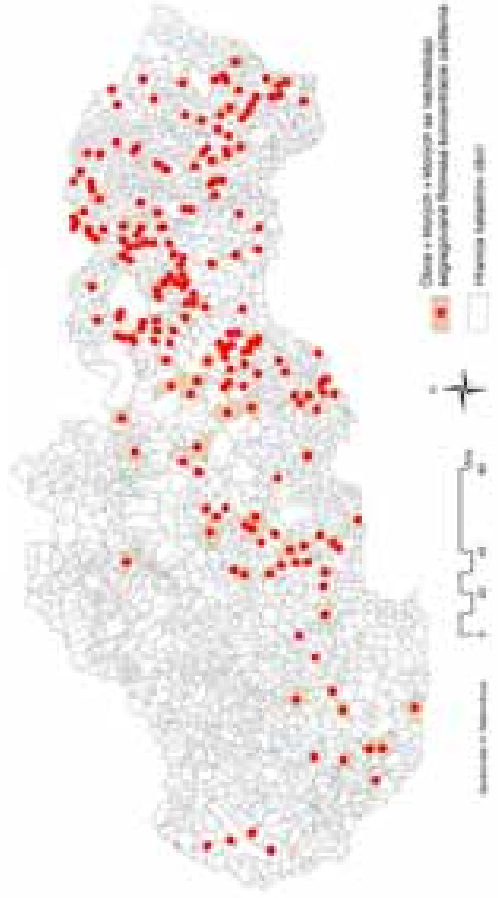
Municipalities with Roma population living dispersed among non-Roma

Expert estimate – Atlas 2013



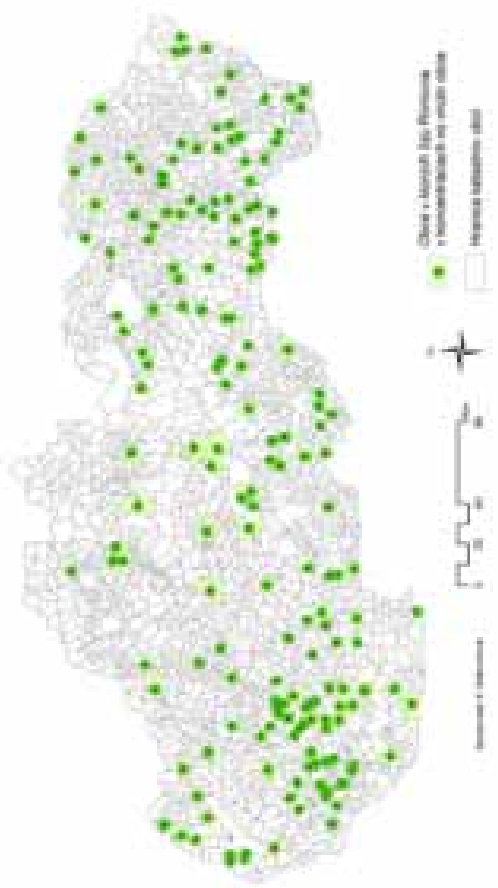
Municipalities with segregated Roma settlements

Expert estimate - Atlas 2013



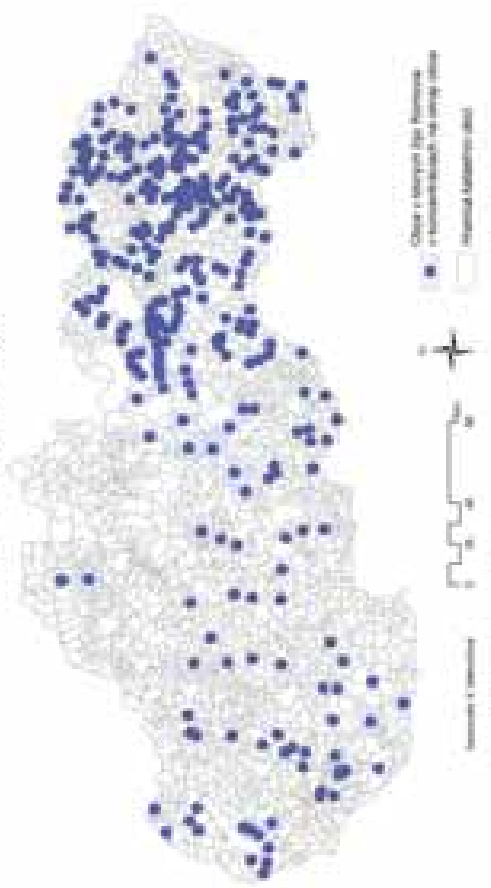
Municipalities with Roma settlements inside the village/town

Expert estimate - Atlas 2013




Municipalities with Roma settlements on the edge of village/town

Expert estimate - Atlas 2013



Spatial distribution of various types of settlements



Conclusions:

- ▶ RomAlb – monitoring and reporting system
- ▶ Atlas
 - basis for policy design
 - Basis for funds allocation
 - Basis for data collections needed for evaluations
- ▶ Both done together with the governmental bodies, local administration and NGOs

