

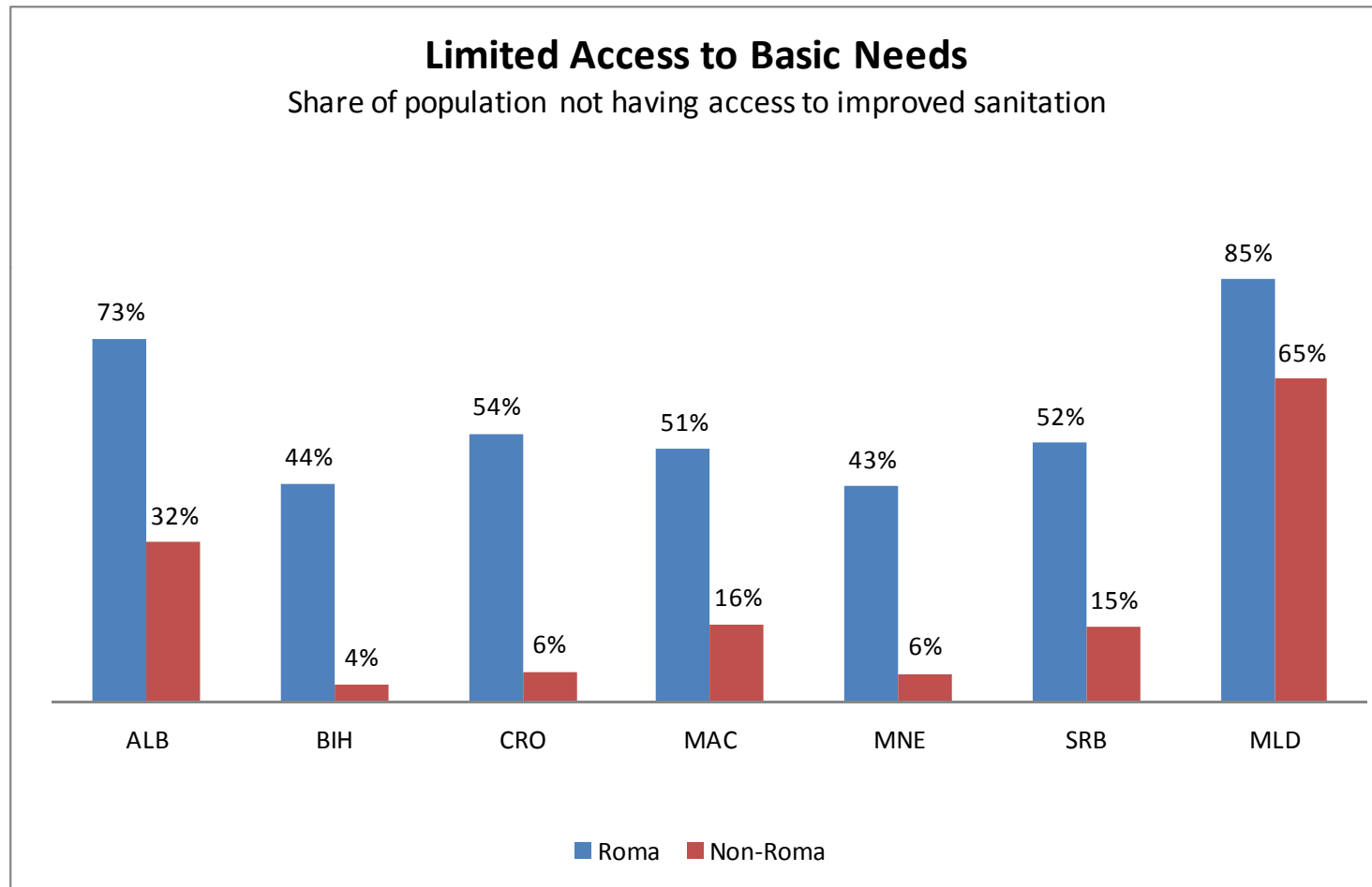
*Using IPA Funding to Upgrade
Infrastructure in Roma
Settlements: the Example of
Medjimurje*

Zagreb, September 2012

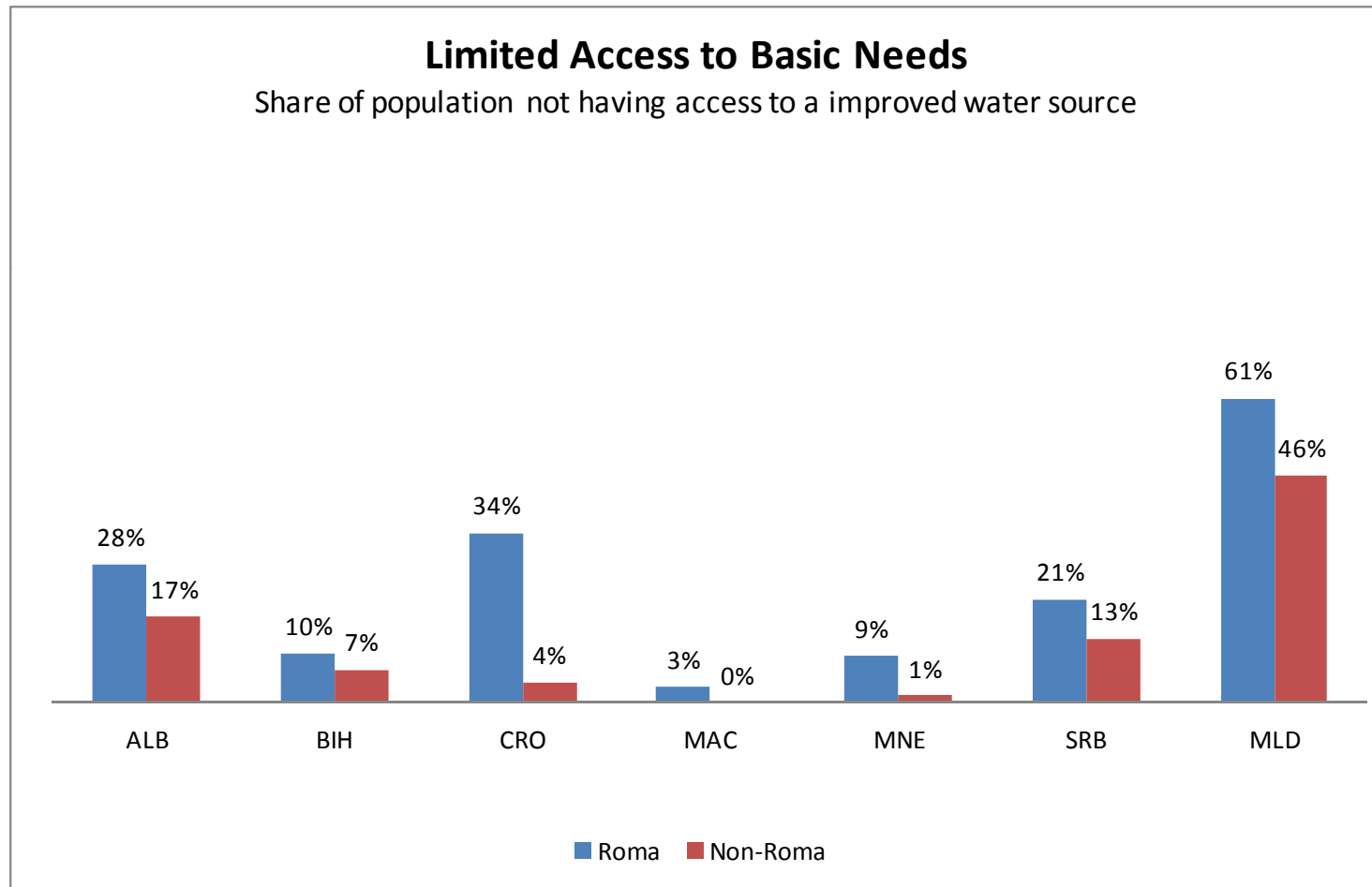
Roma in Croatia

- Key general problems: data and identity
- Census 2011 data will be available in Dec 2012; there are reasons to expect much larger figure than in 2001
- Census 2001: 9,463 (0.21 %)
- Accepted estimates (GoC, IO, NGOs); 30,000-40,000
- Variety of Roma in Croatia (language, religion, origin...)

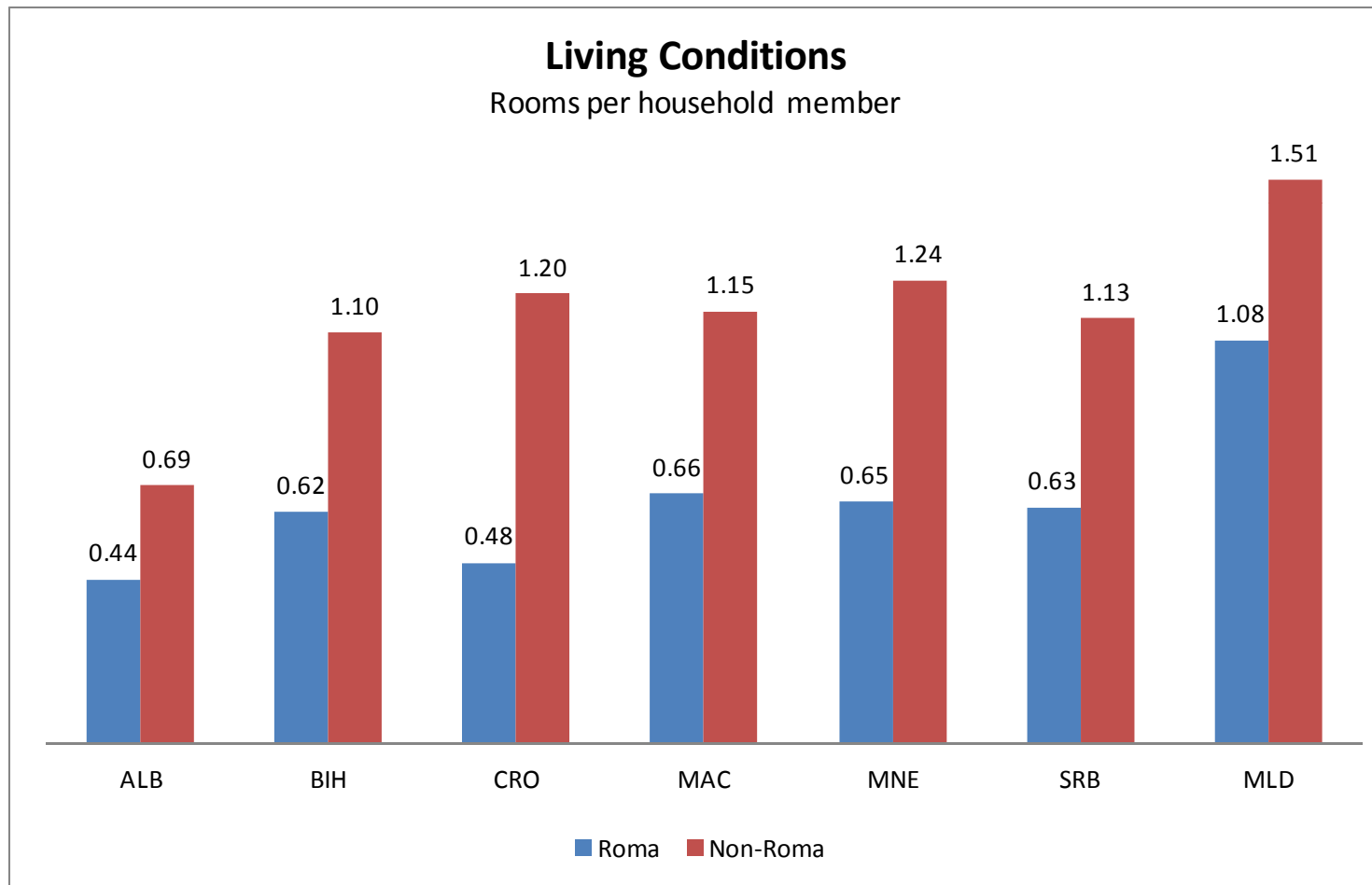
UNDP-WB Household Survey 2011



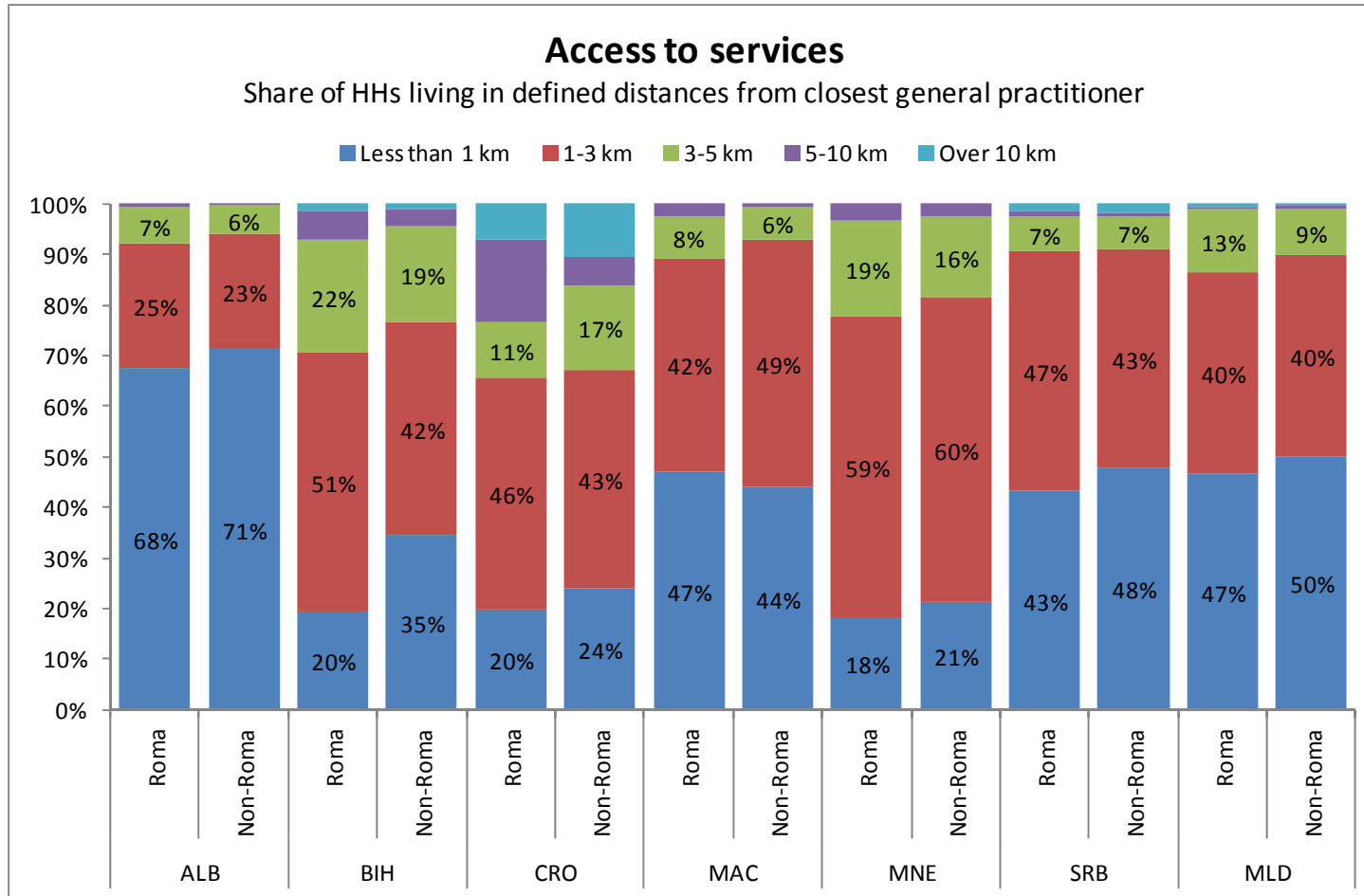
Water Source



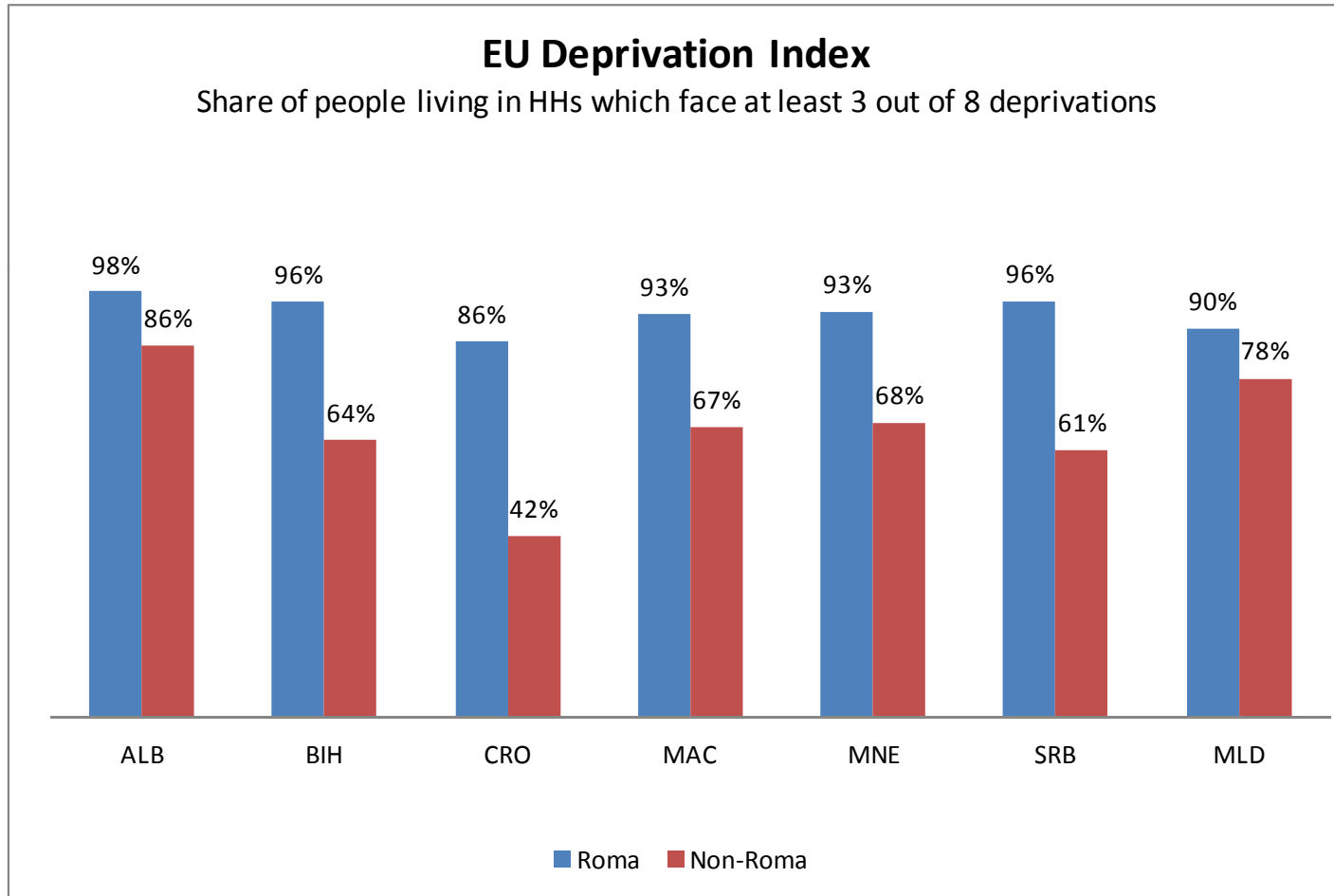
Rooms per household member



Spatial Segregation



General Deprivation



Framework – Roma housing according to census 2001

	Croatia	Međimurje
Avg. House size	56.8 m2	34.2m2
Indoor toilets	40 %	7.3 %
Bathroom	40 %	6.8 %
Waterworks	50 %	16.0 %
Sewerage	44.8 %	8.8 %
Electricity	84.8 %	73.3 %

DECADE OF ROMA INCLUSION 2005-2015 ACTION PLAN ON HOUSING

MEASURES

1. *Establishment of preconditions, location adjustment of the legalized locations inhabited by Roma*

1.1. ASSESSMENT OF SPACE ARRANGEMENT AND CHARACTERIZATION OF THE LOCATIONS

PROGRAM CARRIED OUT by: MZOPUG and Ivo Pilar Institute for Social Sciences- Zagreb

LOCATIONS COVERED BY THE RESEARCH: 43 locations in 11 counties in 2004

Study: «Locations inhabited by Roma – current conditions and development opportunities of the settlements and improvement of housing conditions», Zagreb, 2005

Book: „Life of the Roma in Croatia“, Zagreb, 2005

DECADE OF ROMA INCLUSION 2005-2015 ACTION PLAN ON HOUSING

1.2. Preparation of the county activity programs and measures to be taken for improvements of settlement conditions and living circumstances

1.3. Implementation of the county activity programs and measures to be taken for improvements of settlement conditions and living circumstances

1.3.1. Physical planning

1.3.2. Arranging legal ownership of the plots

1.3.3. Construction of infrastructure

1.4 Establishment of a solid monitoring system

2. *Establishment of conditions for residential integration of the Roma*

3. *Budget allocation for implementation of the Action Plan*

What has been done

- Systematic Efforts
- National Roma Program (2003) and Roma Decade Action Plan (2005) - chapters on housing-mostly focused on privately owned houses
- Mapping - County plans for improving housing situation (2005-2010)-all 14 counties prepared their plans, things mostly in hand of LSGs now
- Ministry for Construction and Physical Planning financing Detailed Plans (DPU)- 23 until now
- Donation of state owned land to municipalities, subsequently transferred to Roma house owners

What has been done (contd.)

- Resettlement/Housing Care through buying houses (priorities determined in cooperation with local welfare centres)
- No extra tax (fine) for Roma for illegal buildings in legalisation process
- 1-3 yrs interest-free payments for connections
- New Law on Legalisation
- Regular local health-related activities

Social Housing Aspects– Legal Framework

- Most of (social) housing stock privatised in 1990s
- Role of Local Self-Governments
- The Social Housing Strategy missing
- Lack of Social Housing Strategy somewhat compensated by several examples of housing programs, catering to the needs of persons at risk of social exclusion (Roma not explicitly mentioned)
- Support provided by LSGs (in cooperation with Welfare Offices and Roma councils/NGOs): subsidies for rent, heating, water, waste, essential repairs

Roma Housing in Croatia



Tumač znakovlja
■ Županije koje su predmet razmatranja AP
■ Ostale županije

JP(R)S IDENTIFICATION

1. **Zagreb county**
2. **Sisak-Moslavina county**
3. **Karlovac county**
4. **Varaždin county**
5. **Koprivnica-Križevci county**
6. **Bjelovar-Bilogora county**
7. **Primorsko goranska county**
8. **Lika-Senj county**
9. **Virovitica-Podravina county**
10. **Brod-Posavina county**
11. **Osijek-Baranja county**
12. **Istria county**
13. **Međimurje county**
14. **City of Zagreb**

Pre-accession Funds

- http://ec.europa.eu/enlargement/fiche_projet/index.cfm
- Start with PHARE 2005
 - preconditions partially met
 - decisive role of DEU (supervision not included)
- PHARE 2006
- Still problems with preconditions, project documentation

Some Examples of Projects

- EU pre-accession Funds

	EU Funds	Croatian Contribution	Other costs (Croatia)
PHARE 2005	470,000	157,000	700,000
PHARE 2006	2, 472,000	975,000	400,000
IPA 2008	1,971,000	733,000	215,000 (until September 2012)
IPA 2012	900,000	100,000	?

Other Funds

- Cross-border projects- Orehovica (social infrastructure)
- EIB II (Integrated Development of Local Communities)-Darda 610,000 EUR
- Social Infrastructure-CNF 100,000 EUR

Roma Participation

- Commission for the Monitoring of the Implementation of the National Roma Program
- Working Group for Decade Action Plan
- Local Roma Minority Councils and NGOs
- Roma MPs

Thank you for your attention !

nacionalne.manjine@vlada.hr

Phone: + 385 (0)1 4569 358

Fax: + 385 (0)1 4569 324